

SSFA comparison

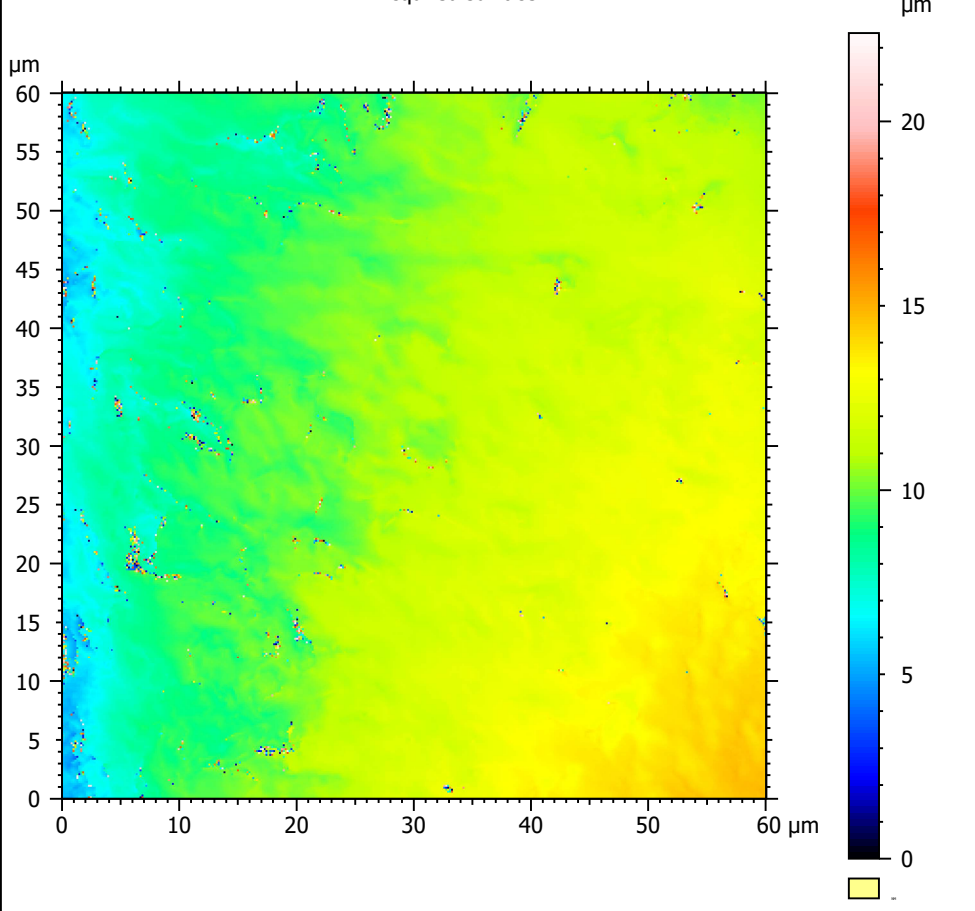
Template to process all surfaces acquired with the Nanofocus μ surf Custom with the 100x/0.80 objective.

A. Processing

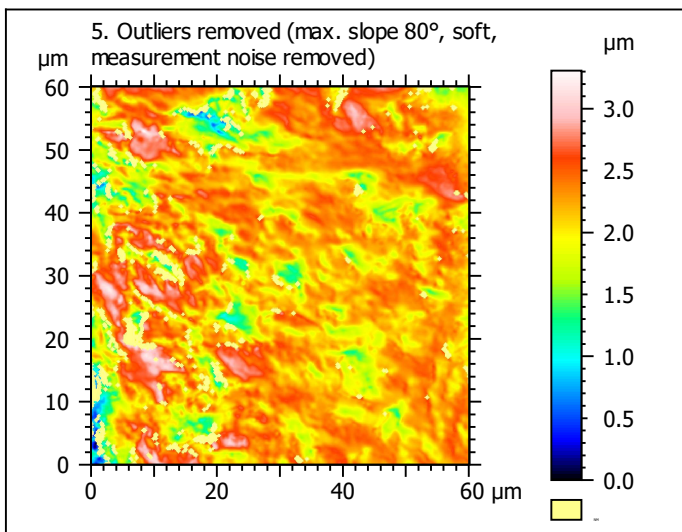
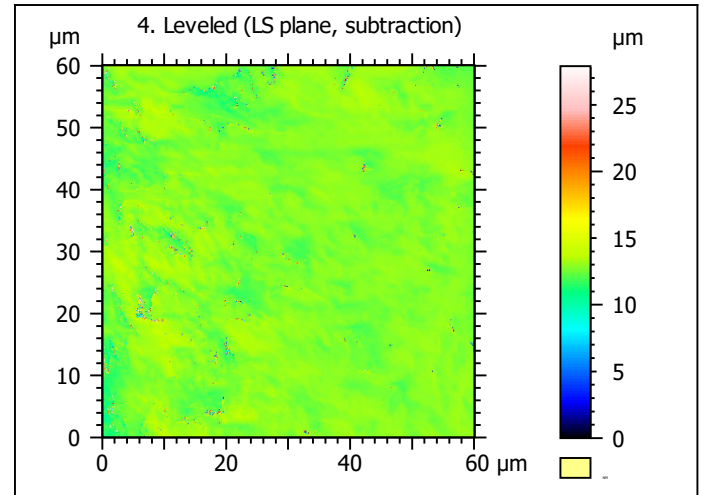
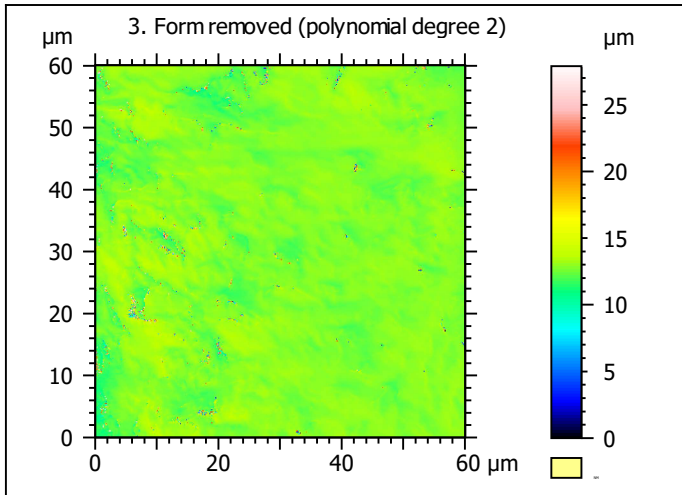
Identity card

Name:	capor_2CC5B1_txP4_#1_1_100xL_3		
File path:	D:\Data\3Ddata\SSFA\GuineaPigs\Original surfaces\capor_2CC5B1_txP4_#1_1_100xL_3.nms		
Studiable type:	Surface		
Axis:	X		
Length:	60.06	μm	
Size:	370	points	
Spacing:	0.1628	μm	
Axis:	Y		
Length:	60.06	μm	
Size:	370	points	
Spacing:	0.1628	μm	
Axis:	Z		
Layer type:	Topography		
Length:	22.40	μm	
Size:	64073	digits	
Spacing:	0.0003496	μm	
NM-points ratio:	0.02191 % (30 Pts)		

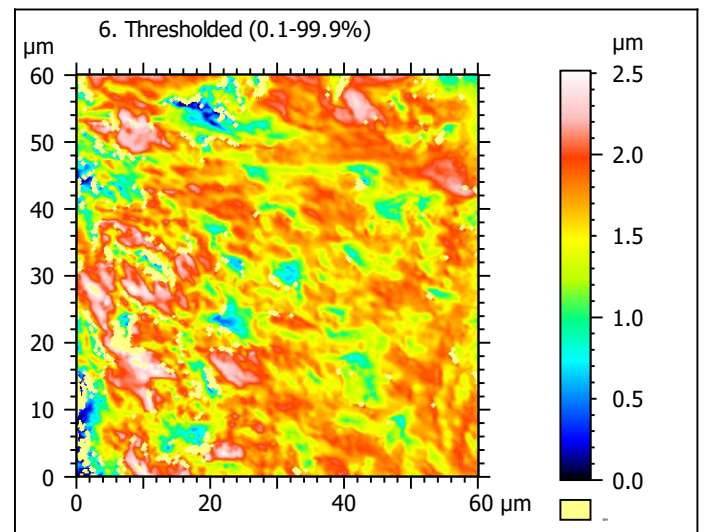
1. Acquired surface



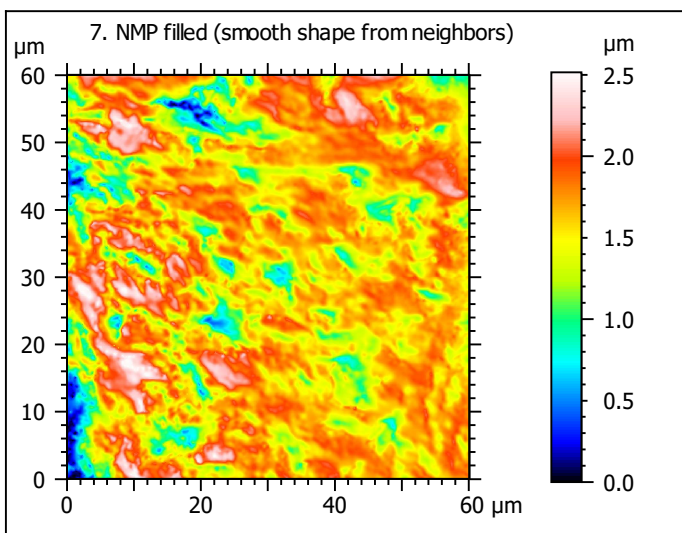
Note that the surfaces have been preprocessed (mirrored in z and cut to 60x60 μ m) according to Winkler et al. (2019), PNAS 116: 1325-1330.



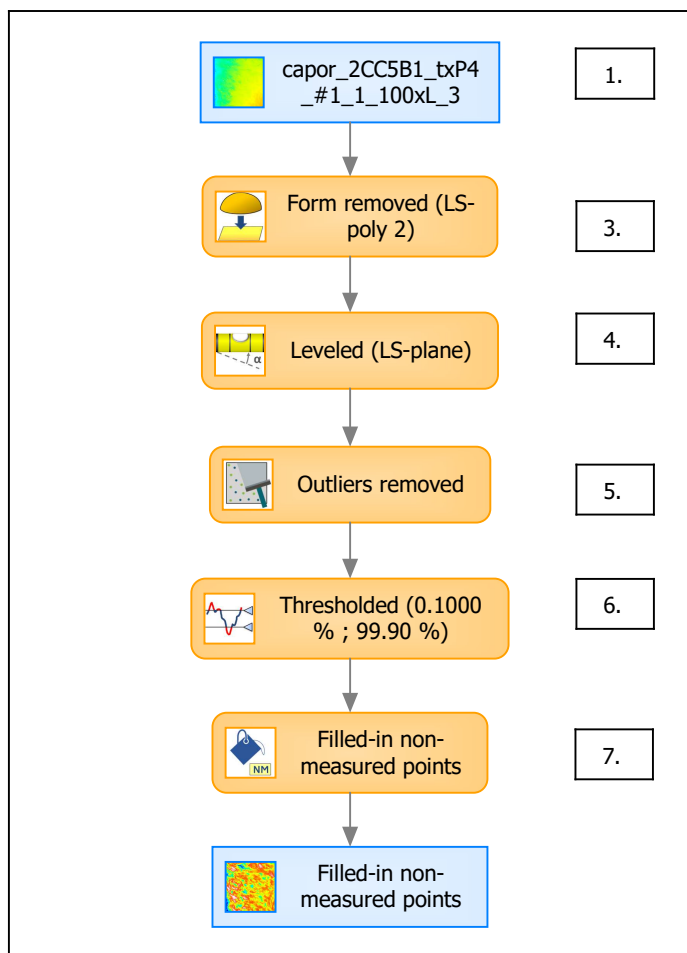
Identity card	
Name:	capor_2CC5B1_txP4_...e) > Outliers removed
Axis:	Z
NM-points ratio:	5.731 % (7846 Pts)



Identity card	
Name:	capor_2CC5B1_txP4_...0.1000 % ; 99.90 %)
Axis:	Z
NM-points ratio:	5.920 % (8104 Pts)

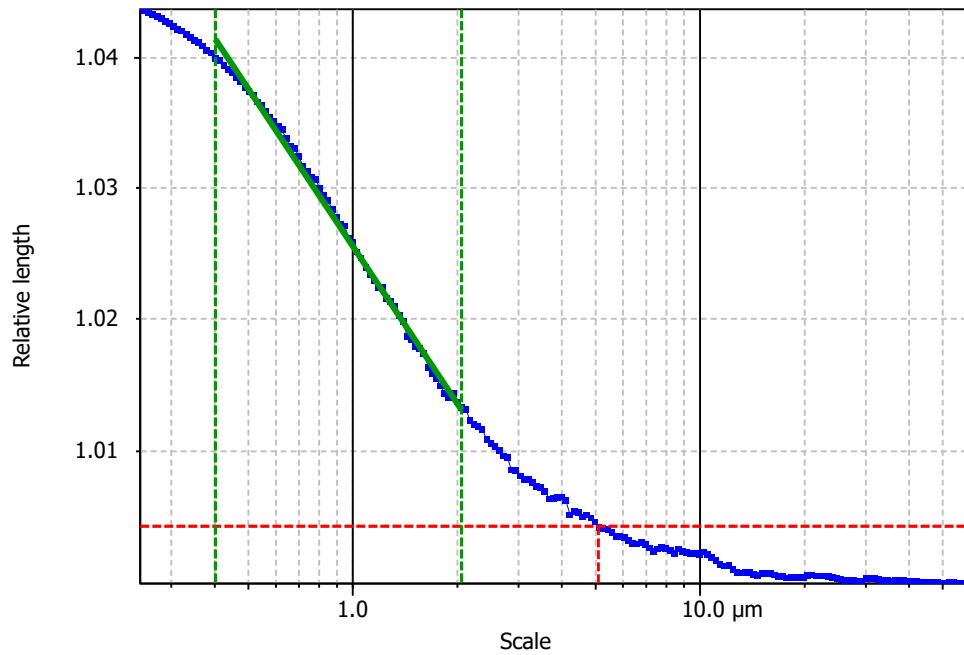


B. Summary



Identity card

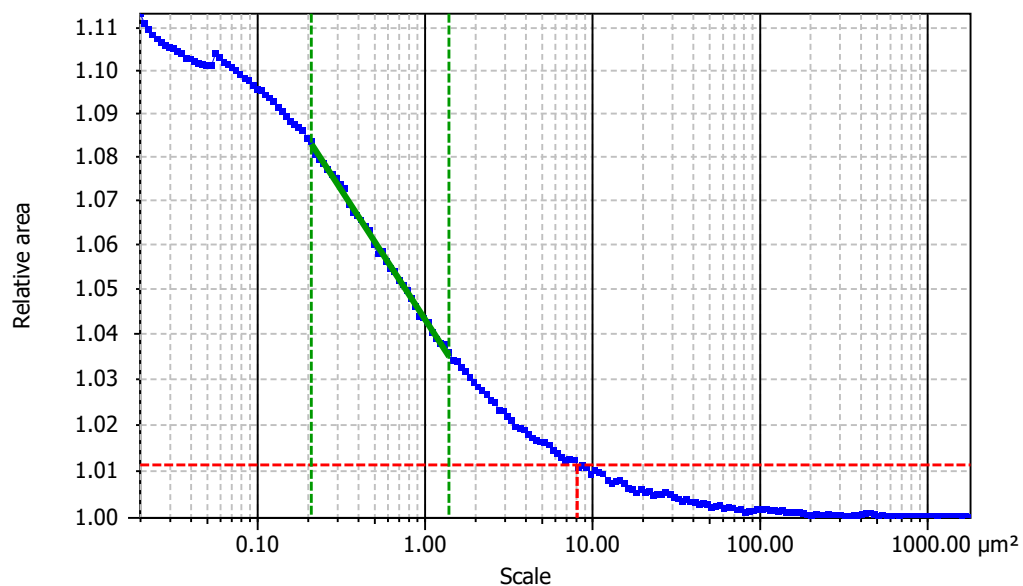
Name:	capor_2CC5B1_txP4_#1_1_100xL_3 > Form removed (LS-poly 2...resholded (0.1000 % ; 99.90 %) > Filled-in non-measured points		
Studiable type:	Surface		
Axis:	X		
Length:	60.06	μm	
Size:	370	points	
Spacing:	0.1628	μm	
Axis:	Y		
Length:	60.06	μm	
Size:	370	points	
Spacing:	0.1628	μm	
Axis:	Z		
Layer type:	Topography		
Length:	2.516	μm	
Size:	7195	digits	
Spacing:	0.0003496	μm	

**Information**

Method	Length-scale (rows)
--------	---------------------

Parameters

Parameters	Value	Unit	Comment
epLsar	0.002653		Length-scale anisotropy (Sfrax) (1.8 μm, 5°)
NewEplsar	0.01814		Length-scale anisotropy (1.8 μm, 5°)

**Information**

Method	Area-scale (four corners)
--------	---------------------------

Parameters

Parameters	Value	Unit	Comment
R ²	0.9976		Reg. coefficient R ²
Asfc	23.93		Fractal complexity
Smfc	0.5228	μm ²	Scale of max complexity
HAsfc9	0.4933		Heterogeneity of Asfc (3x3)
HAsfc81	0.4799		Heterogeneity of Asfc (9x9)